


Tapestry Online Journal Parent Meeting

Tuesday 22nd October 2024



TAPESTRY
ONLINE LEARNING
JOURNAL



TAPESTRY
ONLINE LEARNING
JOURNAL


Tapestry is a secure online Learning Journal to record photos, observations and comments, in line with the Early Years Foundation Stage curriculum, to build up a record of your child's experiences during their time with us.

Tapestry is a fantastic way to access knowledge of your child's achievements and progress in school. It also allows to upload observations and contribute to your child's learning at home too.



How to access Tapestry

You should have received an activation email to set up your account.



Go to App store or Google Play and search for 'Tapestry Online Journal'

Login Information

The email would have been sent to the email address that you gave to the school and this will be your username.

Once you have created your account, you are able to change your password at any time.



The screenshot shows the login interface for Tapestry Online Learning Journal. At the top left is a logo consisting of a grid of colored lines (green, yellow, orange, purple, blue) forming a stylized 'T'. To the right of the logo, the text 'TAPESTRY' is displayed in a large, bold, sans-serif font, with 'ONLINE LEARNING JOURNAL' in a smaller font below it. Below the logo and text are two input fields: 'Email address' and 'Password'. Both fields have a small 'xxx' icon on the right side, indicating that the text is masked. Below the password field is a blue 'Log-in' button. Underneath the button is a link that says 'Having trouble logging in?'. At the bottom of the page, there are two buttons: 'Need help?' with a graduation cap icon and 'Tapestry Tutorials' text, and 'New to Tapestry?' with an external link icon and 'What is Tapestry?' text.

Children Tab: This takes you to the profiles of the children you are linked with

Filters: Use these to refine what appears on this list. E.g. Observations with pictures, including comments etc

Author of the Observation

Child's Name

Emily

Observations Children

Alan Johnson

Notifications

Children Tab

Filters

1 2 Next >

+ Add Observation

Filter & Sort Observations

Search

Chalk on the deck
24 Jun 2019 02:14 PM by Alan Johnson Relative
Abby's granny found some chalk in a draw this weekend and showed Abby how to draw with it. My deck is now much prettier!
Abby Johnson 1

Making muffins at home
11 Jun 2019 12:24 PM by Amanda Johnson Relative
Abby has shown a lot of interest helping me cook at the moment so at the weekend we decided to do some baking. Abby chose to bake chocolate muffins and then we decorated them afterwards!
Abby Johnson

Building towers
05 Jun 2019 11:29 AM by Lewes Nursery Staff
Today we used the bricks to build different towers, we talked about how to make sure the tower was steady and how to place the bricks on top of each other carefully.
Abby Johnson 2 1

Your Username

Notifications

Add Observation:
Use this button to add an observation

Observations:
These are the observations made for your child. Click the title or picture to view the observation in full

Observation Title

Observations / Gloop!

< Previous Obs

Next Obs >

Gloop!

Authored by Lewes Nursery Staff added 12 Apr 2019 11:19 AM
Approved by Lewes Nursery Staff on 12 Apr 2019 11:24 AM

Abby Johnson

Like -1 Like

Export

Notes

Roby, Elisabeth, Eva and Jackson all really enjoyed playing with the 'gloop' today, we made different shapes and they all took it in turns to explain what they were making.

Comments

Alan Johnson relative - 15 Oct 2019 04:38 PM Like

I must try this at home! Do you have the recipe?

Add a comment

Add Reply

**Export:
Download
this
observation
as a PDF**

**Comments:
Any comments
on the
observation will
show here**

**Add your own
comments using
this box (the
ability to add
comments will
depend on your
setting's User
Permissions)**

**Notes:
This will be
the main
description
of the
observation**

Observations Children Care Diary Reports Memos Activities


Observations / Add Observation

Add Observation

Save & Add Another Save

Observation

Children



Title *

Notes

Options

Created *

08 Nov 2021 03:06 PM

Media and Documents

Size limits: Each video must be less than 10 minutes and 5GB; each audio file must be less than 30 minutes and 5GB; each document must be less than 100MB.

You will see your child's name here.

Give the observation a short title.
Example: Counting to 10

You can add some 'notes' to explain what your child has done.

Upload any photos or videos that you would like to share