



Art and Design

European Art

Drawing Broken Buildings




Aim

- I can tell you about the artist Anselm Kiefer.
- I can draw a building.
- I can use my sketchbook.

Success Criteria

- I can tell you the names of some of Anselm Kiefer's artwork.
- I can tell you facts about Anselm Kiefer's life and work.
- I can draw the features of a building, including windows and doors.
- I can produce a drawing that shows I have looked many times at the object.
- I can look back at my drawings and use them to influence my work today.
- I can record a drawing in my sketchbook.

Anselm Kiefer



Anselm Kiefer

(1945-Present)

German

Anselm Kiefer was born just as the Second World War ended. Germany (where he was born) was full of bombed, broken and ruined buildings after the war. This was the world that Anselm Kiefer grew up in. Although Anselm Kiefer prints, paints and sculpts, a common theme in his work is the memories of bombed, broken, ruined buildings that he saw as a child.

When he was younger, Anselm Kiefer painted pictures. He would then dig tunnels in his garden and then bury those drawings.

He uses many materials in his work, but paint, ash, earth, straw and lead are very common. Most of his artwork is very, very big.



Looking at Images



Look at your image.

What can you see in the picture?


Think of three adjectives (describing words) to describe Anselm Kiefer's work.

How does the artwork in the picture make you feel?

What colours can you see in the picture?

Why do you think the artist made it?

How do you know that what you can see is art?





Nigredo, 1984
by Anselm Kiefer

Photo courtesy of centralasian (@flickr.com) - granted under creative commons licence - attribution



Jericho, 2006
by Anselm Kiefer

Photo courtesy of dclay (@flickr.com) - granted under creative commons licence - attribution



Monumenta, 2007
by Anselm Kiefer

Photo courtesy of flashstef (@flickr.com) - granted under creative commons licence - attribution



Angel of History
by Anselm Kiefer

Photo courtesy of nostri-imagio (@flickr.com) - granted under creative commons licence - attribution



Bitumen, 1986
by Anselm Kiefer

Photo courtesy of nostri-imago (@flickr.com) - granted under creative commons licence - attribution




Zum Zum, 1990
by Anselm Kiefer

Photo courtesy of nostril-image (@flickr.com) - granted under creative commons licence - attribution

What a Good Building Drawing Looks Like...



Building Drawings



Draw a building using one of the photos.

Go slowly as you draw, stopping and looking carefully for more detail in each area that you can see.

Do a large drawing that almost fills the paper, so that the detail can be seen.




Photo courtesy of flashstef (@flickr.com) - granted under creative commons licence - attribution

Anselm's Storyboard



Below is an empty storyboard. Draw pictures and write underneath using what you know about Anselm Kiefer.

Anselm as a child:

Anselm as an adult:

Describe what you have drawn in the picture here.

Describe what you have drawn in the picture here.

Aim



- I can tell you about the artist Anselm Kiefer.
- I can draw a building.
- I can use my sketchbook.

Success Criteria

- I can tell you the names of some of Anselm Kiefer's artwork.
- I can tell you facts about Anselm Kiefer's life and work.
- I can draw the features of a building, including windows and doors.
- I can produce a drawing that shows I have looked many times at the object.
- I can look back at my drawings and use them to influence my work today.
- I can record a drawing in my sketchbook.

