

Diving into Mastery



twinkl

Measure Capacity in Millilitres or Litres




Diving into Mastery Guidance for Educators

Each activity sheet is split into three sections, diving, deeper and deepest, which are represented by the following icons:



Diving



Deeper



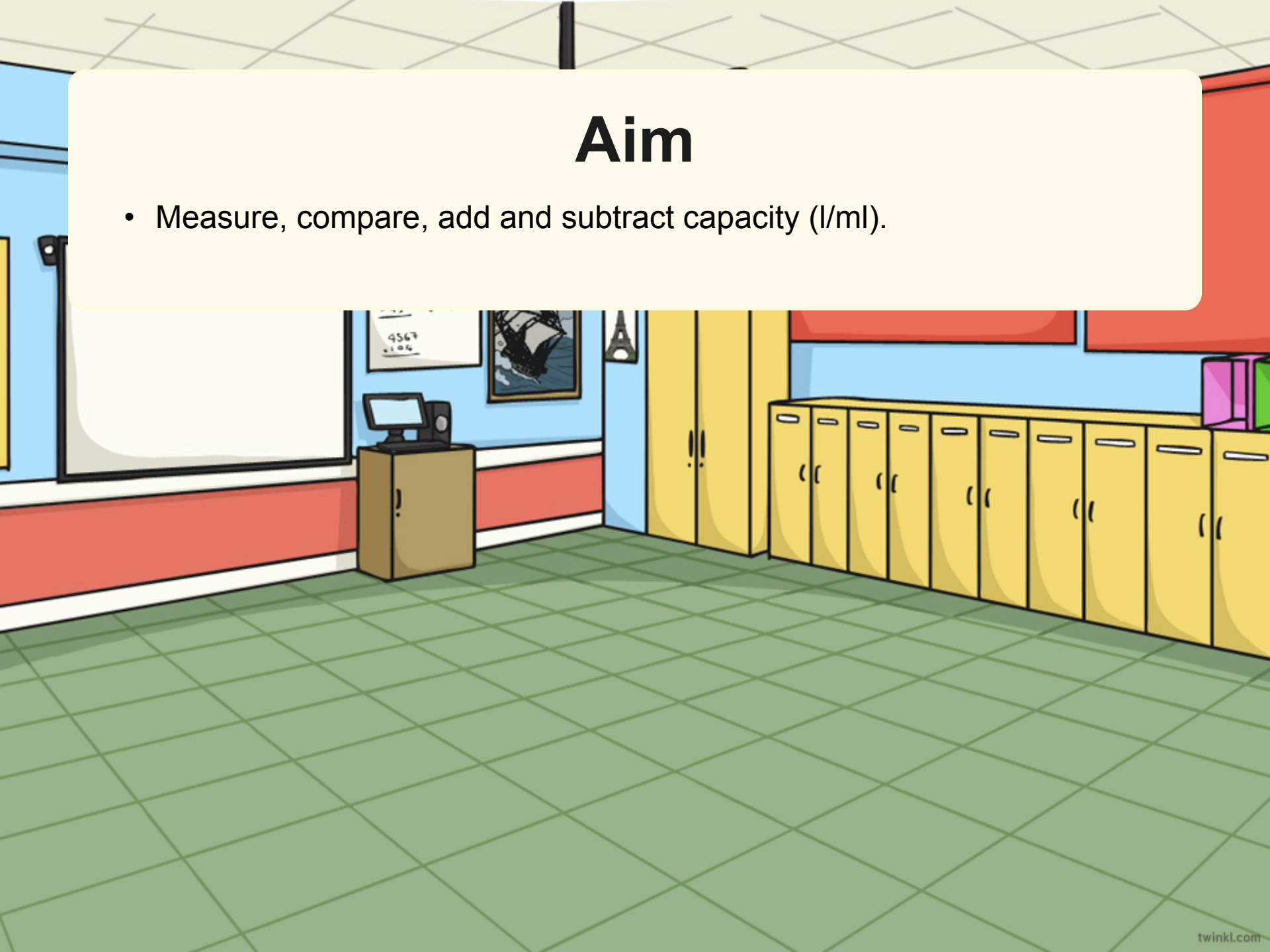
Deepest

These carefully designed activities take your children through a learning journey, initially ensuring they are fluent with the key concept being taught; then applying this to a range of reasoning and problem-solving activities.

These sheets might not necessarily be used in a linear way. Some children might begin at the 'Deeper' section and in fact, others may 'dive straight in' to the 'Deepest' section if they have already mastered the skill and are applying this to show their depth of understanding.

Aim

- Measure, compare, add and subtract capacity (l/ml).



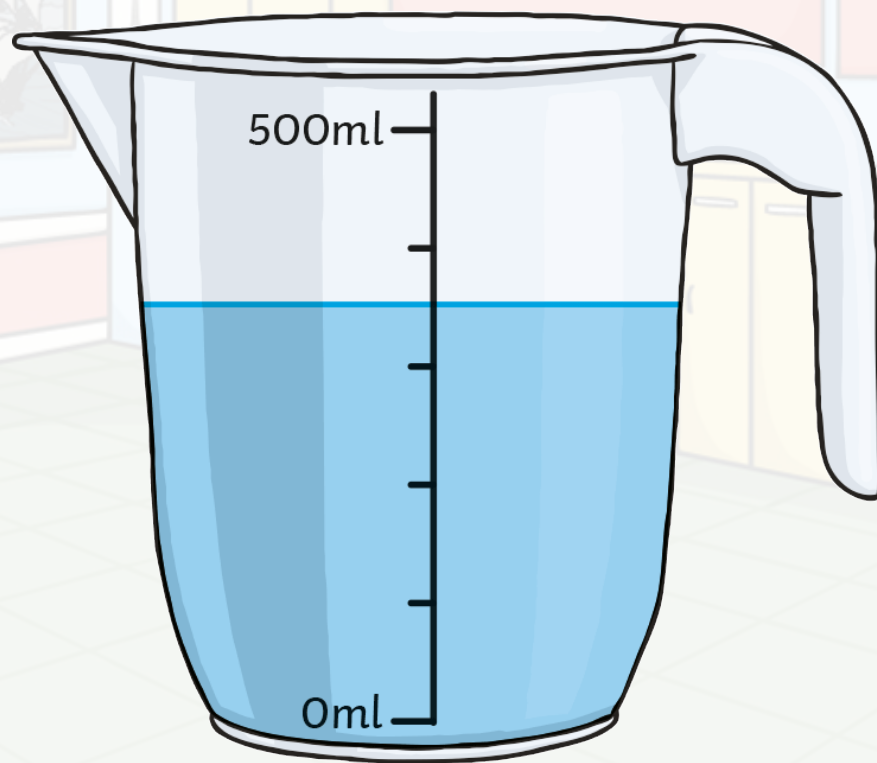


Intervals on Scales

What is each interval worth?

What is the capacity of the container?

What is the volume of liquid in the container?



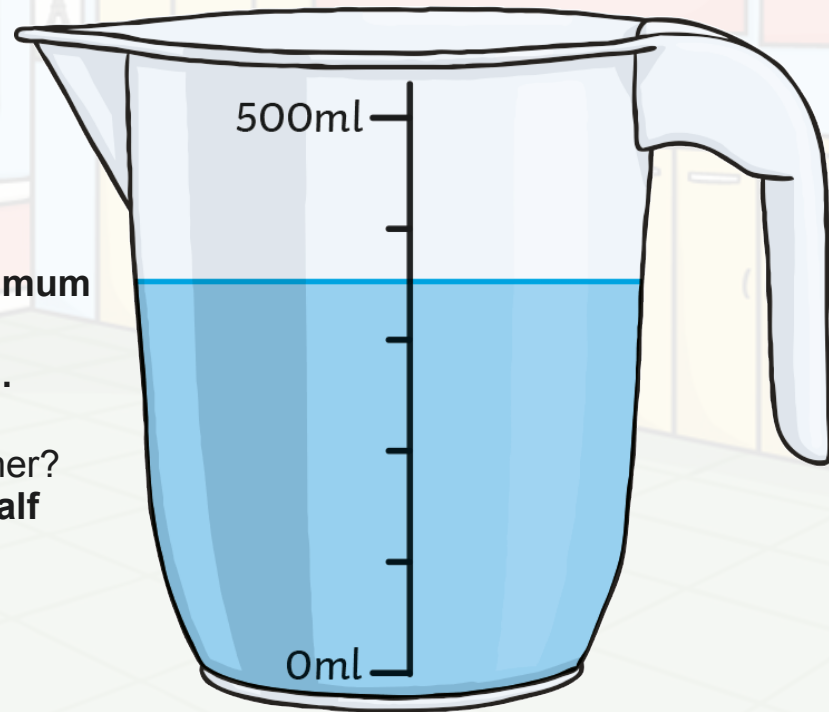


Intervals on Scales

What is each interval worth?
There are 5 intervals between 0 and 500ml.
 $500 \div 5 = 100$
Each interval is worth 100ml.

What is the capacity of the container?
The capacity of a container is the maximum amount of liquid it could hold.
The capacity of this container is 500ml.

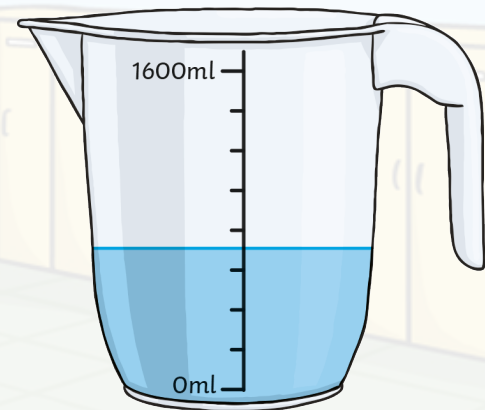
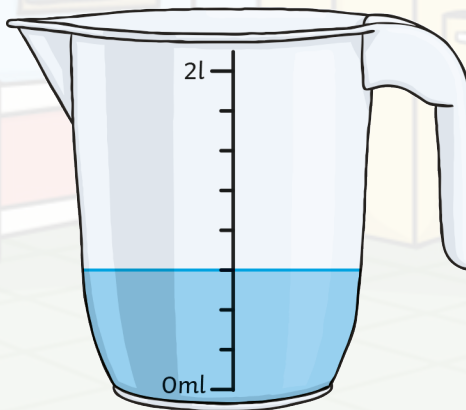
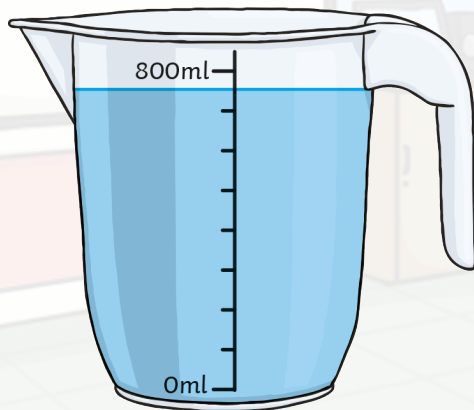
What is the volume of liquid in the container?
The liquid covers 3 full intervals and half of the fourth interval.
 $3 \times 100 = 300$
 $\frac{1}{2} \text{ of } 100 = 50$
 $300 + 50 = 350$
The volume of liquid is 350ml.





Odd One Out

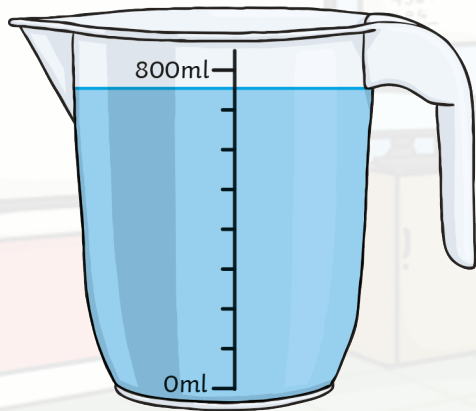
One container holds a different volume of water to the rest. Which one is it?



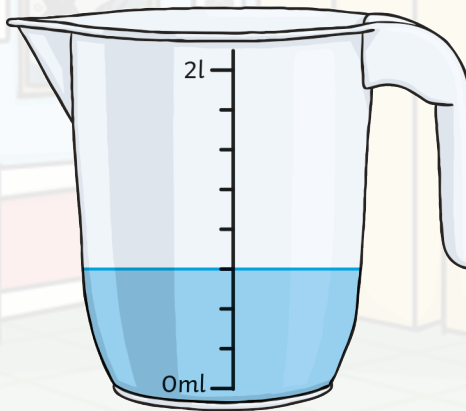


Odd One Out

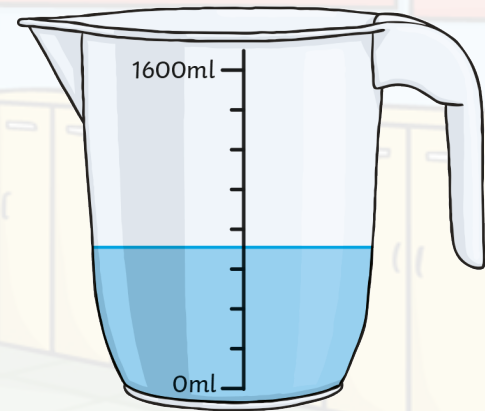
One container holds a different volume of water to the rest. Which one is it?



Each interval is worth 100ml.
The volume of liquid is seven intervals and one half interval.
The volume is 750ml.



Each interval is worth 250ml.
The volume of liquid is three intervals.
The volume is 750ml.



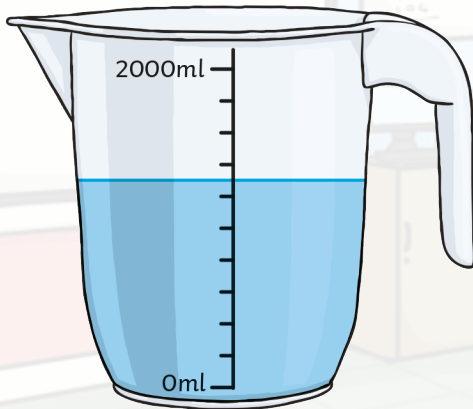
Each interval is worth 200ml.
The volume of liquid is three intervals and one half interval.
The volume is 700ml.

The **third** container holds a different volume of water.

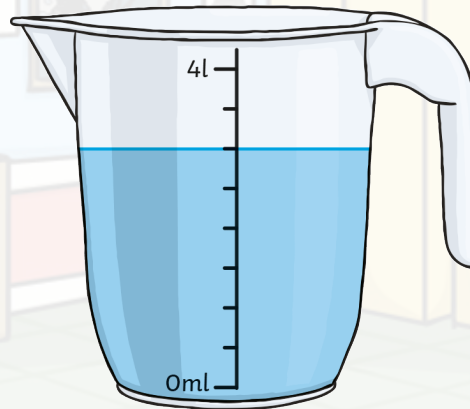


Work It Out!

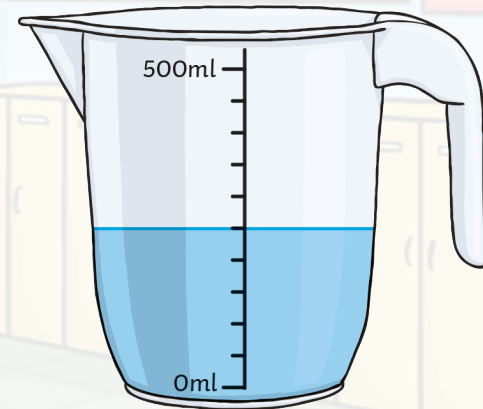
Which container is each child describing?



Container A



Container B



Container C

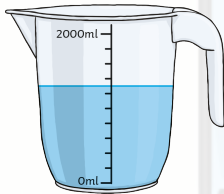
Sarah says, "My container has a capacity of more than 1 litre. It is three-quarters full."

Codey says, "The volume of liquid in my container is exactly half the capacity."

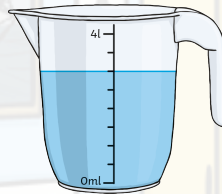


Work It Out!

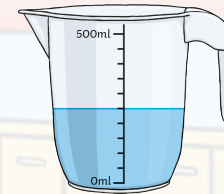
Which container is each child describing?



Container A



Container B



Container C

Sarah says, "My container has a capacity of more than 1 litre. It is three-quarters full."

Containers A and B have a capacity greater than 1 litre. Container B holds a volume of 3l, which is three quarters of 4l. **Sarah is describing container**

B.

Codey says, "The volume of liquid in my container is exactly half the capacity."


Codey's container must be half full. Container C has a volume of 250ml, which is half of its capacity of 500ml.


Codey is describing container

C.


Measure Capacity in Millilitres or Litres

Dive in by completing your own activity!







Container A




Container B



Container A



Container B



Container C

Rafe says, "My container is half full."

Aria says, "My container has 1000ml less in it than Rafe's."

Henry says, "My container has less than half a litre in it. My container has a capacity less than Aria's."

- Use the clues to work out whose container is whose. Explain how you worked out the answers. How much water could each one have in their container?
- Two more children, Jessica and Mason, join the group. Jessica has a jug with 1450ml of water in it. Mason has a jug with 2l in it. Write more clues to add the children to the maths story.

Container	Volume of Water
Rafe	
Aria	
Henry	


Container	Volume of Water
Rafe	
Aria	
Henry	


visit [twinkl.com](https://www.twinkl.com)


Need Planning to Complement this Resource?


Measure, compare, add and subtract capacity (l/ml).

For more planning resources to support this aim, [click here](#).



Twinkl PlanIt is our award-winning scheme of work with over 4000 resources.





twinkl