



# Compare Capacity

# Diving into Mastery Guidance for Educators

Each activity sheet is split into three sections, diving, deeper and deepest, which are represented by the following icons:



**Diving**



**Deeper**



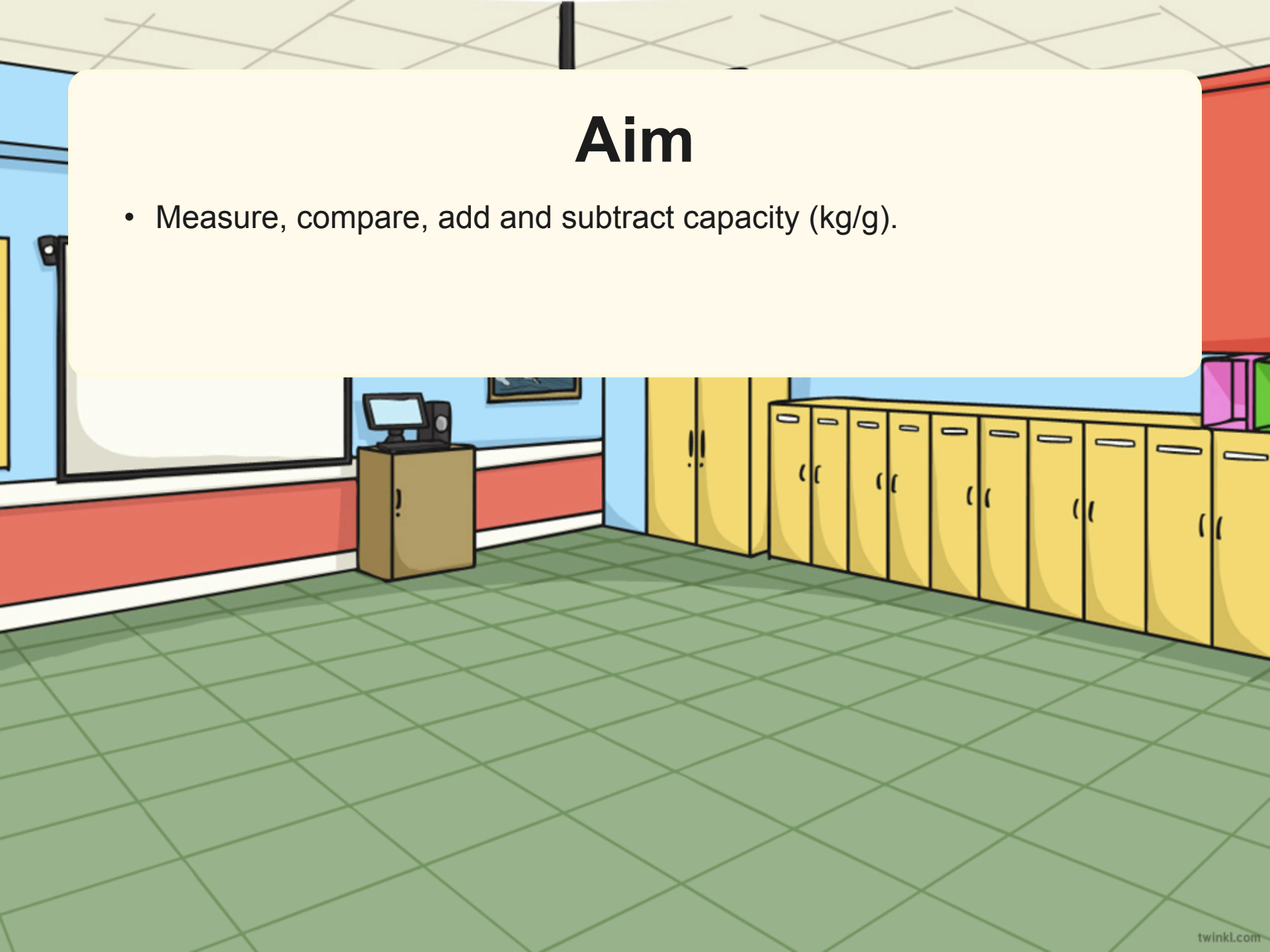
**Deepest**

These carefully designed activities take your children through a learning journey, initially ensuring they are fluent with the key concept being taught; then applying this to a range of reasoning and problem-solving activities.

These sheets might not necessarily be used in a linear way. Some children might begin at the 'Deeper' section and in fact, others may 'dive straight in' to the 'Deepest' section if they have already mastered the skill and are applying this to show their depth of understanding.

# Aim

- Measure, compare, add and subtract capacity (kg/g).






## Ordering by Capacity

Sort these containers in order of capacity from smallest to greatest.



330ml



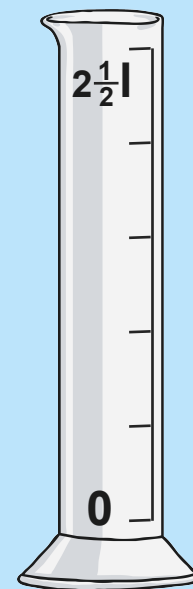
7l



1 litre  
500ml



5ml





### Ordering by Capacity

Sort these containers in order of capacity from greatest to smallest.

First, convert each capacity to ml.



330ml

7000ml

1500ml

5ml

2500ml

Next, order the measurements.

7000ml

2500ml

1500ml

330ml

5ml

Finally, match the objects to the newly ordered measurements.





## Comparing Capacity

Use  $<$ ,  $>$  or  $=$  to complete these statements.

320ml

320l

1000ml

1l

 $3\frac{1}{4}l$ 

3200ml

2l 30ml

2300ml

2500ml

 $2\frac{1}{2}l$



## Comparing Capacity

Use  $<$ ,  $>$  or  $=$  to complete these statements.

320ml  $<$  320l

**Millilitres are less than litres.**

1000ml  $=$  1l

**1 litre is 1000 millilitres.**

$3\frac{1}{4}$ l  $>$  3200ml

**$3\frac{1}{4}$ l is 3 litres 250ml or 3250ml.**

2l 30ml  $<$  2300ml

**2l 30 ml is 2030ml.**

2500ml  $=$   $2\frac{1}{2}$ l

**$\frac{1}{2}$ l is 500ml so  $2\frac{1}{2}$ l is 2500ml.**



## Who Do You Agree With?

Shane, Victoria and Jason are discussing different containers.



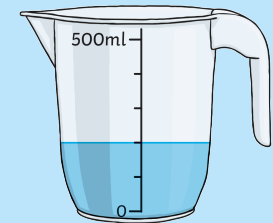
15ml



$\frac{1}{4}$ l



15l



Which statements do you agree with? Explain why. Explain what is wrong with any incorrect statements.

Shane says, “The volume of water in the spoon is more than the volume of water in the jug because the spoon is full and the jug is not.”

Victoria says, “The bowl has the same capacity as ten bottles of water.”

Jason says, “The capacity of the jug is greater than the capacity of the glass.”



## Who Do You Agree With?

Shane, Victoria and Jason are discussing different containers.


1 litre  
500ml



15ml



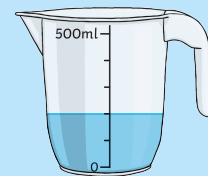
$\frac{1}{4}$ l



15l



500ml



Which statements do you agree with? Explain why. Explain what is wrong with any incorrect statements.

Shane says, "The volume of water in the spoon is more than the volume of water in the jug because the spoon is full and the jug is not."

**Shane is incorrect.**  
The spoon has 15ml of water in it whereas the jug has 200ml. 200ml is more than 15ml.

Victoria says, "The bowl has the same capacity as ten bottles of water."

**Victoria is correct.**  
Ten bottles would have a capacity of  $(10 \times 1500\text{ml})$  15,000ml, which is 15l.

Jason says, "The capacity of the jug is greater than the capacity of the glass."

**Jason is correct.**  
Capacity refers to the total amount of liquid a container could hold. The jug could hold 500ml, which is more than the 200ml that the glass could hold.



## Work It Out!

Otto, Freddie, Anja and Grace are comparing the capacity of different containers. Use the information to work out which container each child chose.




**750ml**

**Container A**

Chosen by

\_\_\_\_\_



**2l**

**Container B**

Chosen by

\_\_\_\_\_



**1l 500ml**

**Container C**

Chosen by

\_\_\_\_\_



**1900ml**

**Container D**

Chosen by

\_\_\_\_\_


Freddie's container has a capacity of exactly  $\frac{3}{4}$ l more than Otto's.

The capacity of Anja's container is greater than the capacity of Freddie's but less than the capacity of Grace's.



## Work It Out!

Otto, Freddie, Anja and Grace are comparing the capacity of different containers. Use the information to work out which container each child chose.



**750ml**

**Container A**


Chosen by Otto



**2l**

**Container B**


Chosen by Grace



**1l 500ml**

**Container C**

Chosen by Freddie



**1900ml**

**Container D**

Chosen by Anja

Freddie's container has a capacity of exactly  $\frac{3}{4}$ l more than Otto's.


The capacity of Anja's container is greater than the capacity of Freddie's but less than the capacity of Grace's.

The capacity of Anja's container is greater than the capacity of Freddie's but less than the capacity of Grace's.

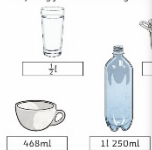
Freddie's container has a capacity of 1l 500ml. Containers B and D both have capacities greater than this. Grace's shape has the greatest capacity so container B must be hers as 2l is greater than 1900ml.

# Compare Capacities

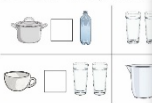
Dive in by completing your own activity!



1) Sort these containers in order of capacity from smallest to greatest.



2) Use <, > or = to compare these containers.



Stephen, Robbie and Mel are comparing different containers.



- Sort the containers in order of volume from greatest to least.
- Sort the containers in order of capacity from greatest to least.
- Compare your answers to question 1 and 2. Are the answers the same? Explain why.
- Which statements do you agree with? Explain why.

Robbie says, "The volume of water in the jug is less than the volume of water in the measuring cylinder because the jug is less than the measuring cylinder is more than 2."

Mel says, "The measuring cylinder capacity than the soft drink bottle greater than 2."

Stephen says, "The jug can hold more liquid than the soft drink bottle because 1l is greater than 1/2 litre."

1) Sort these containers in order of capacity from smallest to greatest.



2) Use <, > or = to compare these containers.



Stephen, Robbie and Mel are comparing different containers.



- Sort the containers in order of volume from greatest to least.
- Sort the containers in order of capacity from greatest to least.
- Compare your answers to questions 1 and 2. Are the answers the same? Explain why.
- Which statements do you agree with? Which do you disagree with? Explain why.

Robbie says, "The volume of water in the jug is less than the volume of water in the measuring cylinder because the jug is less than half full and the measuring cylinder is more than half full."

Mel says, "The measuring cylinder has a greater capacity than the soft drink bottle because 500 is greater than 2."

Stephen says, "The jug can hold more liquid than the soft drink bottle because 1l is greater than 1/2 litre."




visit [twinkl.com](https://www.twinkl.com)

# Need Planning to Complement this Resource?

National Curriculum Aim


Insert National Curriculum Aim here.

For more planning resources to support this aim, [click here](#).



Twinkl PlanIt is our award-winning scheme of work with over 4000 resources.





$$\begin{array}{r} 345 \\ \times 25 \\ \hline 1725 \\ 6900 \\ \hline 8625 \end{array}$$

$$\begin{array}{r} 4567 \\ \times 104 \\ \hline 18268 \\ 45670 \\ 182680 \\ \hline 474912 \end{array}$$

twinkl