

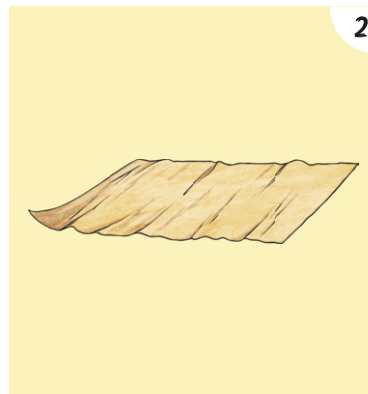
# School Magna Carta

## Supplies

- Tea bags
- 5 or 6 deep trays
- Access to water
- Drying facilities e.g. washing line
- Black pens




**1** Fill the trays with water and add tea bags to them. Leave the tea bags to soak in the trays of water for a while to develop the colour.



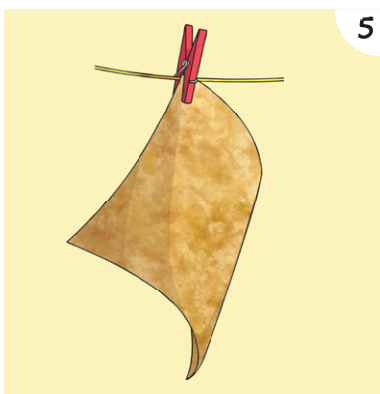
**2** Once the papers are dry they will look like antique papers, like those that the real Magna Carta is written on.




**3** Ask the children to dip a plain A4 sheet of paper into the water. Leave the paper in the water for a few seconds.



**4** Ask the children to roll up and curl their papers. Tear a few of the edges to distress the paper.



**5** Take the papers out of the trays and leave them to dry e.g. on a washing line.



**6** Finally, the children will transfer their School Magna Cartas onto the antique looking paper using black pens.