

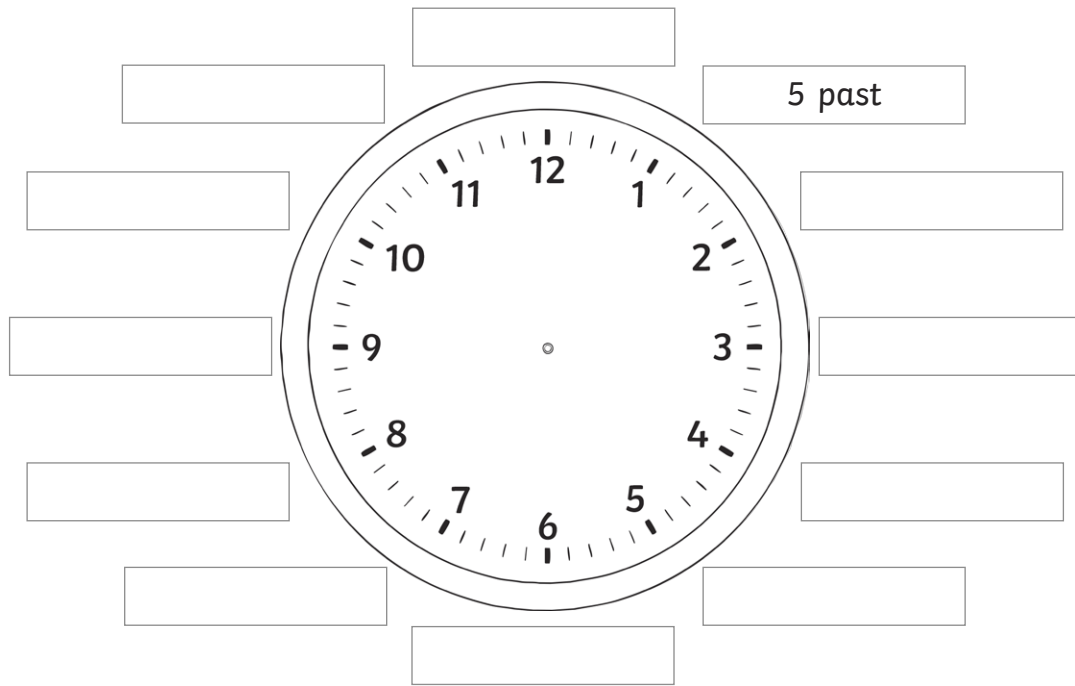


Telling the Time in Five-Minute Intervals

I can tell and write the time in 5-minute intervals.




- 1) Label the outside of this clock to help you to tell the time in 5-minute intervals. The first one has been done for you.




- 2) Write the time shown underneath each clock.


a)



b)



c)







a)




e)




J)



g)




h)




3) Draw hands on each clock to show the time.

a)




5 past 3

b)



quarter to 6


c)



25 to 5




a)




20 past 2

e)



10 to 11





J)



25 past 4



Telling the Time in Five-Minute Intervals **Answers**

Question	Answer
1.	Clock face labelled correctly with 5-minute intervals.
2.	Write the time shown underneath each clock.
a.	<i>5 past 7</i>
b.	<i>10 to 6</i>
c.	<i>25 past 1</i>
d.	<i>5 to 10</i>
e.	<i>quarter past 4</i>
f.	<i>25 to 1</i>
g.	<i>10 past 7</i>
h.	<i>20 to 12</i>
3.	Draw hands on each clock to show the time.
a.	b. 
c. 	d. 
e. 	f. 